










Surgeon's Knot

Step 1	 Two parallel green ropes with blue flecks, one above the other.
Step 2	 The two green ropes are crossed, with the top rope passing over the bottom rope.
Step 3	 The ropes are twisted around each other, forming a figure-eight shape.
Step 4	 The ropes are crossed again, with the bottom rope passing over the top rope.
Step 5	 The final Surgeon's Knot, showing two interlocking reef knots.

Surgeon's Knot

Step 6	
Step 7	
Step 8	
Step 9	
Step 10	